



Contents lists available at ScienceDirect

## Food and Chemical Toxicology

journal homepage: [www.elsevier.com/locate/foodchemtox](http://www.elsevier.com/locate/foodchemtox)

## RIFM fragrance ingredient safety assessment, 3-decen-2-one, CAS Registry Number 10519-33-2

A.M. Api<sup>a</sup>, D. Belsito<sup>b</sup>, D. Botelho<sup>a</sup>, M. Bruze<sup>c</sup>, G.A. Burton Jr.<sup>d</sup>, J. Buschmann<sup>e</sup>, M. A. Cancellieri<sup>a</sup>, M.L. Dagli<sup>f</sup>, M. Date<sup>a</sup>, W. Dekant<sup>g</sup>, C. Deodhar<sup>a</sup>, A.D. Fryer<sup>h</sup>, L. Jones<sup>a</sup>, K. Joshi<sup>a</sup>, M. Kumar<sup>a</sup>, A. Lapczynski<sup>a</sup>, M. Lavelle<sup>a</sup>, I. Lee<sup>a</sup>, D.C. Liebler<sup>i</sup>, H. Moustakas<sup>a</sup>, M. Na<sup>a</sup>, T.M. Penning<sup>j</sup>, G. Ritacco<sup>a</sup>, J. Romine<sup>a</sup>, N. Sadekar<sup>a</sup>, T.W. Schultz<sup>k</sup>, D. Selechnik<sup>a</sup>, F. Siddiqi<sup>a</sup>, I.G. Sipes<sup>l</sup>, G. Sullivan<sup>a,\*</sup>, Y. Thakkar<sup>a</sup>, Y. Tokura<sup>m</sup>

<sup>a</sup> Research Institute for Fragrance Materials, Inc., 50 Tice Boulevard, Woodcliff Lake, NJ, 07677, USA

<sup>b</sup> Member Expert Panel, Columbia University Medical Center, Department of Dermatology, 161 Fort Washington Ave., New York, NY, 10032, USA

<sup>c</sup> Member Expert Panel, Malmo University Hospital, Department of Occupational & Environmental Dermatology, Sodra Forstadsgatan 101, Entrance 47, Malmo, SE, 20502, Sweden

<sup>d</sup> Member Expert Panel, School of Natural Resources & Environment, University of Michigan, Dana Building G110, 440 Church St., Ann Arbor, MI, 58109, USA

<sup>e</sup> Member Expert Panel, Fraunhofer Institute for Toxicology and Experimental Medicine, Nikolai-Fuchs-Strasse 1, 30625, Hannover, Germany

<sup>f</sup> Member Expert Panel, University of Sao Paulo, School of Veterinary Medicine and Animal Science, Department of Pathology, Av. Prof. Dr. Orlando Marques de Paiva, 87, Sao Paulo, CEP, 05508, Brazil

<sup>g</sup> Member Expert Panel, University of Wuerzburg, Department of Toxicology, Versbacher Str. 9, 97078, Würzburg, Germany

<sup>h</sup> Member Expert Panel, Oregon Health Science University, 3181 SW Sam Jackson Park Rd., Portland, OR, 97239, USA

<sup>i</sup> Member Expert Panel, Vanderbilt University School of Medicine, Department of Biochemistry, Center in Molecular Toxicology, 638 Robinson Research Building, 2200 Pierce Avenue, Nashville, TN, 37232, USA

<sup>j</sup> Member of Expert Panel, University of Pennsylvania, Perelman School of Medicine, Center of Excellence in Environmental Toxicology, 1316 Biomedical Research Building (BRB) II/III, 421 Curie Boulevard, Philadelphia, PA, 19104, USA

<sup>k</sup> Member Expert Panel, The University of Tennessee, College of Veterinary Medicine, Department of Comparative Medicine, 2407 River Dr., Knoxville, TN, 37996, USA

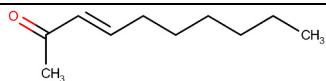
<sup>l</sup> Member Expert Panel, Department of Pharmacology, University of Arizona, College of Medicine, 1501 North Campbell Avenue, P.O. Box 245050, Tucson, AZ, 85724, USA

<sup>m</sup> Member Expert Panel, The Journal of Dermatological Science (JDS), Editor-in-Chief, Professor and Chairman, Department of Dermatology, Hamamatsu University School of Medicine, 1-20-1 Handayama, Higashi-ku, Hamamatsu, 431, Japan

## ARTICLE INFO

Handling Editor: Dr. Jose Luis Domingo

Version: 060,321. Initial publication. All fragrance materials are evaluated on a five-year rotating basis. Revised safety assessments are published if new relevant data become available. Open access to all RIFM Fragrance Ingredient Safety Assessments is here: [fragrancematerialsafetyresource.elsevier.com](http://fragrancematerialsafetyresource.elsevier.com).



(continued on next column)

(continued)

Name: 3-Decen-2-one CAS Registry Number: 10,519-33-2

**Abbreviation/Definition List:**

**2-Box Model** - A RIFM, Inc. Proprietary *in silico* tool used to calculate fragrance air exposure concentration

**AF** - Assessment Factor

**BCF** - Bioconcentration Factor

**CNIH** - Confirmation of No Induction in Humans test. A human repeat insult patch test that is performed to confirm an already determined safe use level for fragrance ingredients (Na et al., 2020)

(continued on next page)

\* Corresponding author.

E-mail address: [gsullivan@rifm.org](mailto:gsullivan@rifm.org) (G. Sullivan).

<https://doi.org/10.1016/j.fct.2021.112534>

Received 8 June 2021; Accepted 29 August 2021

Available online 3 September 2021

0278-6915/© 2021 Elsevier Ltd. All rights reserved.

(continued)

**Creme RIFM Model** - The Creme RIFM Model uses probabilistic (Monte Carlo) simulations to allow full distributions of data sets, providing a more realistic estimate of aggregate exposure to individuals across a population (Comiskey et al., 2015, 2017; Safford et al., 2015a, 2017) compared to a deterministic aggregate approach

**DEREK** - Derek Nexus is an *in silico* tool used to identify structural alerts

**DRF** - Dose Range Finding

**DST** - Dermal Sensitization Threshold

**ECHA** - European Chemicals Agency

**ECOSAR** - Ecological Structure-Activity Relationships Predictive Model

**EU** - Europe/European Union

**GLP** - Good Laboratory Practice

**IFRA** - The International Fragrance Association

**LOEL** - Lowest Observable Effect Level

**MOE** - Margin of Exposure

**MPPD** - Multiple-Path Particle Dosimetry. An *in silico* model for inhaled vapors used to simulate fragrance lung deposition

**NA** - North America

**NESIL** - No Expected Sensitization Induction Level

**NOAEC** - No Observed Adverse Effect Concentration

**NOAEL** - No Observed Adverse Effect Level

**NOEC** - No Observed Effect Concentration

**NOEL** - No Observed Effect Level

**OECD** - Organisation for Economic Co-operation and Development

**OECD TG** - Organisation for Economic Co-operation and Development Testing Guidelines

**PBT** - Persistent, Bioaccumulative, and Toxic

**PEC/PNEC** - Predicted Environmental Concentration/Predicted No Effect Concentration

**Perfumery** - In this safety assessment, perfumery refers to fragrances made by a perfumer used in consumer products only. The exposures reported in the safety assessment include consumer product use but do not include occupational exposures.

**QRA** - Quantitative Risk Assessment

**QSAR** - Quantitative Structure-Activity Relationship

**REACH** - Registration, Evaluation, Authorisation, and Restriction of Chemicals

**RfD** - Reference Dose

**RIFM** - Research Institute for Fragrance Materials

**RQ** - Risk Quotient

**Statistically Significant** - Statistically significant difference in reported results as compared to controls with a  $p < 0.05$  using appropriate statistical test

**TTC** - Threshold of Toxicological Concern

**UV/Vis spectra** - Ultraviolet/Visible spectra

**VCF** - Volatile Compounds in Food

**VoU** - Volume of Use

**vPvB** - (very) Persistent, (very) Bioaccumulative

**WoE** - Weight of Evidence

**The Expert Panel for Fragrance Safety\* concludes that this material is safe as described in this safety assessment.**

This safety assessment is based on the RIFM Criteria Document (Api, 2015), which should be referred to for clarifications.

Each endpoint discussed in this safety assessment includes the relevant data that were available at the time of writing (version number in the top box is indicative of the date of approval based on a 2-digit month/day/year), both in the RIFM Database (consisting of publicly available and proprietary data) and through publicly available information sources (e.g., SciFinder and PubMed). Studies selected for this safety assessment were based on appropriate test criteria, such as acceptable guidelines, sample size, study duration, route of exposure, relevant animal species, most relevant testing endpoints, etc. A key study for each endpoint was selected based on the most conservative endpoint value (e.g., PNEC, NOAEL, LOEL, and NESIL).

\*The Expert Panel for Fragrance Safety is an independent body that selects its own members and establishes its own operating procedures. The Expert Panel is comprised of internationally known scientists that provide RIFM with guidance relevant to human health and environmental protection.

**Summary: The existing information supports the use of this material as described in this safety assessment.**

3-Decen-2-one was evaluated for genotoxicity, repeated dose toxicity, reproductive toxicity, local respiratory toxicity, phototoxicity/photoallergenicity, skin sensitization, and environmental safety. Data from read-across analog 3-nonen-2-one (CAS # 14,309-57-0) show that 3-decen-2-one is not expected to be genotoxic. The repeated dose, reproductive, and local respiratory toxicity endpoints were evaluated using the threshold of toxicological concern (TTC) for a Cramer Class II material, and the exposure to 3-decen-2-one is below the TTC (0.009 mg/kg/day, 0.009 mg/kg/day, and 0.47 mg/day, respectively). Data provided 3-decen-2-one a No Expected Sensitization Induction Level (NESIL) of 110  $\mu\text{g}/\text{cm}^2$  for the skin

(continued on next column)

(continued)

sensitization endpoint. The phototoxicity/photoallergenicity endpoints were evaluated based on ultraviolet/visible (UV/Vis) spectra; 3-decen-2-one is not expected to be phototoxic/photoallergenic. The environmental endpoints were evaluated; 3-Decen-2-one was found not to be persistent, bioaccumulative, and toxic (PBT) as per the International Fragrance Association (IFRA) Environmental Standards, and its risk quotients, based on its current volume of use in Europe and North America (i.e., Predicted Environmental Concentration/Predicted No Effect Concentration [PEC/PNEC]), are  $< 1$ .

#### Human Health Safety Assessment

**Genotoxicity:** Not expected to be genotoxic. (RIFM, 2013; RIFM, 2014)

**Repeated Dose Toxicity:** No NOAEL available. Exposure is below the TTC.

**Reproductive Toxicity:** No NOAEL available. Exposure is below the TTC.

**Skin Sensitization:** NESIL = 110  $\mu\text{g}/\text{cm}^2$  (RIFM (2018))

**Phototoxicity/** (UV/Vis Spectra; RIFM Database)

**Photoallergenicity:** Not expected to be phototoxic/photoallergenic.

**Local Respiratory Toxicity:** No NOAEC available. Exposure is below the TTC.

#### Environmental Safety Assessment

##### Hazard Assessment:

##### Persistence:

Screening-level: 3.13 (BIOWIN) (EPI Suite v4.11; US EPA, 2012a)

##### Bioaccumulation:

Screening-level: 67.41 L/kg (EPI Suite v4.11; US EPA, 2012a)

##### Ecotoxicity:

Screening-level: Fish LC50: 16.02 mg/L (RIFM Framework; Salvito, 2002)

**Conclusion:** Not PBT or vPvB as per IFRA Environmental Standards

##### Risk Assessment:

**Screening-level:** PEC/PNEC (RIFM Framework; Salvito, 2002) (North America and Europe)  $< 1$

**Critical Ecotoxicity Endpoint:** (RIFM Framework; Salvito, 2002)

Fish LC50: 16.02 mg/L

**RIFM PNEC is:** 0.01602  $\mu\text{g}/\text{L}$

• **Revised PEC/PNECs (2015 IFRA VoU):** North America (No VoU) and Europe: Not applicable; cleared at screening-level

## 1. Identification

- Chemical Name:** 3-Decen-2-one
- CAS Registry Number:** 10,519-33-2
- Synonyms:** Heptylideneacetone; Oenanthyldeneacetone; Dec-3-en-2-one; 3-Decen-2-one
- Molecular Formula:**  $\text{C}_{10}\text{H}_{18}\text{O}$
- Molecular Weight:** 154.25
- RIFM Number:** 344
- Stereochemistry:** No isomer specified. One stereocenter and 2 total stereoisomers possible.

## 2. Physical data

- Boiling Point:** 125 °C at 12 mm Hg (Fragrance Materials Association [FMA]), 210.81 °C (EPI Suite)
- Flash Point:** 190 °F; CC (FMA)
- Log K<sub>OW</sub>:** 3.28 (EPI Suite)
- Melting Point:** 17 °C (FMA), -8.21 °C (EPI Suite)
- Water Solubility:** 115.7 mg/L (EPI Suite)
- Specific Gravity:** 0.84 (FMA)
- Vapor Pressure:** 0.308 mm Hg at 25 °C (EPI Suite)
- UV Spectra:** No significant absorbance between 290 and 700 nm; molar absorption coefficient is below the benchmark ( $1000 \text{ L mol}^{-1} \text{ cm}^{-1}$ )
- Appearance/Organoleptic:** Arctander, 1969 Volume I: Almost colorless, mobile liquid. Fruity-floral, somewhat jasmin-like, fatty green, and waxy odor with some resemblance to orris undertones.

### 3. Volume of use (worldwide band)

1. <0.1 metric ton per year (IFRA, 2015)

### 4. Exposure to fragrance ingredient (Creme RIFM Aggregate Exposure Model v1.0)

1. **95th Percentile Concentration in Hydroalcoholics:** 0.000% (RIFM, 2017)

No reported use in hydroalcoholics.

2. **Inhalation Exposure\*:** <0.0001 mg/kg/day or 0.0000005 mg/day (RIFM, 2017)

3. **Total Systemic Exposure\*\*:** <0.0001 mg/kg/day (RIFM, 2017)

\*95th percentile calculated exposure derived from concentration survey data in the Creme RIFM Aggregate Exposure Model (Comiskey, 2015, 2017; Safford, 2015, 2017).

\*\*95th percentile calculated exposure; assumes 100% absorption unless modified by dermal absorption data as reported in Section V. It is derived from concentration survey data in the Creme RIFM Aggregate Exposure Model and includes exposure via dermal, oral, and inhalation routes whenever the fragrance ingredient is used in products that include these routes of exposure (Comiskey, 2015, 2017; Safford, 2015, 2017).

### 5. Derivation of systemic absorption

1. **Dermal:** Assumed 100%
2. **Oral:** Assumed 100%
3. **Inhalation:** Assumed 100%

### 6. Computational toxicology evaluation

#### 1. Cramer Classification: Class II,\* Intermediate (Expert Judgment)

Expert Judgment	Toxtree v3.1	OECD QSAR Toolbox v4.2
II	I	I

\*See the Appendix below for further details.

2. Analogs Selected:
  - a. **Genotoxicity:** 3-Nonen-2-one (CAS # 14,309-57-0)
  - b. **Repeated Dose Toxicity:** None
  - c. **Reproductive Toxicity:** None
  - d. **Skin Sensitization:** None
  - e. **Phototoxicity/Photoallergenicity:** None
  - f. **Local Respiratory Toxicity:** None
  - g. **Environmental Toxicity:** None
3. Read-across Justification: See Appendix below

### 7. Metabolism

No relevant data available for inclusion in this safety assessment.  
Additional References:  
None.

### 8. Natural occurrence

3-Decen-2-one is reported to occur in the following foods by the VCF\*:

Mushroom.

\*VCF Volatile Compounds in Food: Database/Nijssen, L.M.; Ingen-Visscher, C.A. van; Donders, J.J.H. (eds). – Version 15.1 – Zeist (The

Netherlands): TNO Triskelion, 1963–2014. A continually updated database containing information on published volatile compounds that have been found in natural (processed) food products. Includes FEMA GRAS and EU-Flavis data.

### 9. REACH dossier

3-Decen-2-one has been pre-registered for 2010; no dossier available as of 06/03/21.

### 10. Conclusion

The maximum acceptable concentrations<sup>a</sup> in finished products for 3-decen-2-one are detailed below.

IFRA Category <sup>b</sup>	Description of Product Type	Maximum Acceptable Concentrations <sup>a</sup> in Finished Products (%)
1	Products applied to the lips (lipstick)	0.0085
2	Products applied to the axillae	0.0025
3	Products applied to the face/body using fingertips	0.051
4	Products related to fine fragrances	0.047
5 A	Body lotion products applied to the face and body using the hands (palms), primarily leave-on	0.012
5 B	Face moisturizer products applied to the face and body using the hands (palms), primarily leave-on	0.012
5C	Hand cream products applied to the face and body using the hands (palms), primarily leave-on	0.012
5D	Baby cream, oil, talc	0.012
6	Products with oral and lip exposure	0.028
7	Products applied to the hair with some hand contact	0.096
8	Products with significant anogenital exposure (tampon)	0.0050
9	Products with body and hand exposure, primarily rinse-off (bar soap)	0.092
10 A	Household care products with mostly hand contact (hand dishwashing detergent)	0.33
10 B	Aerosol air freshener	0.33
11	Products with intended skin contact but minimal transfer of fragrance to skin from inert substrate (feminine hygiene pad)	0.18
12	Other air care products not intended for direct skin contact, minimal or insignificant transfer to skin	No Restriction

Note: <sup>a</sup>Maximum acceptable concentrations for each product category are based on the lowest maximum acceptable concentrations (based on systemic toxicity, skin sensitization, or any other endpoint evaluated in this safety assessment). For 3-decen-2-one, the basis was a skin sensitization NESIL of 110 µg/cm<sup>2</sup>.

<sup>b</sup>For a description of the categories, refer to the IFRA RIFM Information Booklet (<https://www.rifm.org/downloads/RIFM-IFRA%20Guidance-for-the-use-of-IFRA-Standards.pdf>).

### 11. Summary

#### 11.1. Human health endpoint summaries

##### 11.1.1. Genotoxicity

Based on the current existing data, 3-decen-2-one does not present a concern for genotoxicity.

**11.1.1.1. Risk assessment.** There are no data assessing the mutagenic and clastogenic activity of 3-decen-2-one; however, read-across can be made to 3-nonen-2-one (CAS # 14,309-57-0; see Section VI).

The mutagenic activity of 3-nonen-2-one has been evaluated in a bacterial reverse mutation assay conducted in compliance with GLP

regulations and in accordance with OECD TG 471 using the standard plate incorporation method. *Salmonella typhimurium* strains TA98, TA100, TA1535, TA1537, and *Escherichia coli* strain WP2uvrA were treated with 3-nonen-2-one in dimethyl sulfoxide (DMSO) at concentrations up to 5000 µg/plate. No increases in the mean number of revertant colonies were observed at any tested concentration in the presence or absence of S9 (RIFM, 2013). Under the conditions of the study, 3-Nonen-2-one was not mutagenic in the Ames test, and this can be extended to 3-decen-2-one.

The clastogenic activity of 3-Nonen-2-one was evaluated in an *in vitro* micronucleus test conducted in compliance with GLP regulations and in accordance with OECD TG 487. Human peripheral blood lymphocytes were treated with 3-Nonen-2-one in DMSO at concentrations up to 1420 µg/mL in the dose range finding (DRF) study; micronuclei analysis was conducted at concentrations up to 32.5 µg/mL in the presence and absence of S9 for 4 h and in the absence of S9 for 24 h 3-Nonen-2-one did not induce binucleated cells with micronuclei when tested up to the maximum concentration in either the presence or absence of an S9 activation system (RIFM, 2014). Under the conditions of the study, 3-Nonen-2-one was considered to be non-clastogenic in the *in vitro* micronucleus test, and this can be extended to 3-decen-2-one.

Based on the current existing data and use levels, 3-nonen-2-one does not present a concern for genotoxic potential, and this can be extended to 3-decen-2-one.

**Additional References:** None.

**Literature Search and Risk Assessment Completed On:** 06/01/21.

#### 11.1.2. Repeated dose toxicity

There are no repeated dose toxicity data on 3-decen-2-one or any read-across materials. The total systemic exposure to 3-decen-2-one is below the TTC for the repeated dose toxicity endpoint of a Cramer Class II material at the current level of use.

**11.1.2.1. Risk assessment.** There are no repeated dose toxicity data on 3-decen-2-one or on any read-across materials that can be used to support the repeated dose toxicity endpoint. The total systemic exposure to 3-decen-2-one (<0.1 µg/kg/day) is below the TTC (9 µg/kg/day; Kroes, 2007) for the repeated dose toxicity endpoint of a Cramer Class II material at the current level of use.

**Additional References:** None.

**Literature Search and Risk Assessment Completed On:** 05/20/21.

#### 11.1.3. Reproductive toxicity

There are no reproductive toxicity data on 3-decen-2-one or on any read-across materials. The total systemic exposure to 3-decen-2-one is below the TTC for the reproductive toxicity endpoint of a Cramer Class II material at the current level of use.

**11.1.3.1. Risk assessment.** There are no reproductive toxicity data on 3-decen-2-one or on any read-across materials that can be used to support the reproductive toxicity endpoint. The total systemic exposure to 3-decen-2-one (<0.1 µg/kg/day) is below the TTC (9 µg/kg/day; Kroes, 2007; Laufersweiler, 2012) for the reproductive toxicity endpoint of a Cramer Class II material at the current level of use.

**Additional References:** None.

**Literature Search and Risk Assessment Completed On:** 05/31/21.

#### 11.1.4. Skin sensitization

Based on the existing data, 3-decen-2-one is considered a skin sensitizer with a defined NESIL of 110 µg/cm<sup>2</sup>.

**11.1.4.1. Risk assessment.** Based on the existing data, 3-decen-2-one is

considered a skin sensitizer. The chemical structure of this material indicates that it would be expected to react with skin proteins (Roberts, 2007; Toxtree v3.1.0). In a Confirmation of No Induction in Humans test (CNIH) with 0.25% (193.80 µg/cm<sup>2</sup>) of 3-decen-2-one in ethanol, reactions indicative of sensitization were observed in 2 of the 42 volunteers (RIFM, 1965a). However, in 2 other CNIHs, 3-decen-2-one with 0.1% (118 µg/cm<sup>2</sup>) in 1:3 ethanol:diethyl phthalate (EtOH:DEP) and 0.1% (77 µg/cm<sup>2</sup>) in EtOH presented no reactions indicative of sensitization in any of the 107 and 38 volunteers, respectively, (RIFM, 2018; RIFM, 1965b).

Based on weight of evidence (WoE) from structural analysis and human studies, 3-decen-2-one is a sensitizer with a WoE NESIL of 110 µg/cm<sup>2</sup> (Table 1). Section X provides the maximum acceptable concentrations in finished products, which take into account skin sensitization and application of the Quantitative Risk Assessment (QRA2) described by Api et al. (RIFM, 2020).

**Additional References:** None.

**Literature Search and Risk Assessment Completed On:** 05/28/21.

#### 11.1.5. Phototoxicity/photoallergenicity

Based on the available UV/Vis spectra, 3-decen-2-one would not be expected to present a concern for phototoxicity or photoallergenicity.

**11.1.5.1. Risk assessment.** There are no phototoxicity studies available for 3-decen-2-one in experimental models. UV/Vis absorption spectra indicate no significant absorption between 290 and 700 nm. The corresponding molar absorption coefficient is below the benchmark of concern for phototoxicity and photoallergenicity (Henry, 2009). Based on the lack of absorbance, 3-decen-2-one does not present a concern for phototoxicity or photoallergenicity.

**11.1.5.2. UV spectra analysis.** UV/Vis absorption spectra (OECD TG 101) were obtained. The spectra indicate no significant absorbance in the range of 290–700 nm. The molar absorption coefficient is below the benchmark of concern for phototoxic effects, 1000 L mol<sup>-1</sup> · cm<sup>-1</sup> (Henry, 2009).

**Additional References:** None.

**Literature Search and Risk Assessment Completed On:** 05/19/21.

#### 11.1.6. Local respiratory toxicity

The margin of exposure could not be calculated due to a lack of appropriate data. The exposure level for 3-decen-2-one is below the Cramer Class III\* TTC value for inhalation exposure local effects.

**11.1.6.1. Risk assessment.** There are no inhalation data available on 3-decen-2-one. Based on the Creme RIFM Model, the inhalation

**Table 1**  
Data summary for 3-decen-2-one.

LLNA Weighted Mean EC3 Value µg/cm <sup>2</sup> (No. Studies)	Potency Classification Based on Animal Data <sup>a</sup>	Human Data			
		NOEL-CNIH (Induction) µg/cm <sup>2</sup>	NOEL-HMT (Induction) µg/cm <sup>2</sup>	LOEL <sup>b</sup> (Induction) µg/cm <sup>2</sup>	WoE NESIL <sup>c</sup> µg/cm <sup>2</sup>
NA	NA	118	NA	194	110

NOEL = No observed effect level; CNIH = Confirmation of No Induction in Humans test; HMT = Human Maximization Test; LOEL = lowest observed effect level; NA = Not Available.

<sup>a</sup> Based on animal data using classification defined in ECETOC, Technical Report No. 87, 2003.

<sup>b</sup> Data derived from CNIH or HMT.

<sup>c</sup> WoE NESIL limited to 2 significant figures.

exposure is 0.000005 mg/day. This exposure is 940,000 times lower than the Cramer Class III\* TTC value of 0.47 mg/day (based on human lung weight of 650 g; Carthew, 2009); therefore, the exposure at the current level of use is deemed safe.

\*As per Carthew et al. (2009), Cramer Class II materials default to Cramer Class III for the local respiratory toxicity endpoint.

**Additional References:** None.

**Literature Search and Risk Assessment Completed On:** 05/28/21.

## 11.2. Environmental endpoint summary

### 11.2.1. Screening-level assessment

A screening-level risk assessment of 3-decen-2-one was performed following the RIFM Environmental Framework (Salvito, 2002), which provides 3 tiered levels of screening for aquatic risk. In Tier 1, only the material's regional VoU, its log  $K_{OW}$ , and its molecular weight are needed to estimate a conservative risk quotient (RQ), expressed as the ratio Predicted Environmental Concentration/Predicted No Effect Concentration (PEC/PNEC). A general QSAR with a high uncertainty factor applied is used to predict fish toxicity, as discussed in Salvito et al. (2002). In Tier 2, the RQ is refined by applying a lower uncertainty factor to the PNEC using the ECOSAR model (US EPA, 2012b), which provides chemical class-specific ecotoxicity estimates. Finally, if necessary, Tier 3 is conducted using measured biodegradation and ecotoxicity data to refine the RQ, thus allowing for lower PNEC uncertainty factors. The data for calculating the PEC and PNEC for this safety assessment are provided in the table below. For the PEC, the range from the most recent IFRA Volume of Use Survey is reviewed. The PEC is then calculated using the actual regional tonnage, not the extremes of the range. Following the RIFM Environmental Framework, 3-Decen-2-one was identified as a fragrance material with no potential to present a possible risk to the aquatic environment (i.e., its screening-level PEC/PNEC <1).

A screening-level hazard assessment using EPI Suite v4.11 (US EPA, 2012a) did not identify 3-decen-2-one as possibly persistent or bioaccumulative based on its structure and physical-chemical properties. This screening-level hazard assessment considers the potential for a material to be persistent and bioaccumulative and toxic, or very persistent and very bioaccumulative as defined in the Criteria Document (Api, 2015). As noted in the Criteria Document, the screening criteria applied are the same as those used in the EU for REACH (ECHA, 2012). For persistence, if the EPI Suite model BIOWIN 3 predicts a value < 2.2 and either BIOWIN 2 or BIOWIN 6 predicts a value < 0.5, then the material is considered potentially persistent. A material would be considered potentially bioaccumulative if the EPI Suite model BCFBAF predicts a fish BCF  $\geq 2000$  L/kg. Ecotoxicity is determined in the above screening-level risk assessment. If, based on these model outputs (Step 1), additional assessment is required, a WoE-based review is then performed (Step 2). This review considers available data on the material's physical-chemical properties, environmental fate (e.g., OECD Guideline biodegradation studies or die-away studies), fish bioaccumulation, and higher-tier model outputs (e.g., US EPA's BIOWIN and BCFBAF found in EPI Suite v4.11).

**11.2.1.1. Risk assessment.** Based on the current Volume of Use (2015), 3-decen-2-one presents no risk to the aquatic compartment in the screening-level assessment.

#### 11.2.1.2. Key studies

**11.2.1.2.1. Biodegradation.** No data available.

**11.2.1.2.2. Ecotoxicity.** No data available.

**11.2.1.3. Other available data.** 3-Decen-2-one has been pre-registered

for REACH with no additional data available at this time.

### 11.2.2. Risk assessment refinement

Ecotoxicological data and PNEC derivation (all endpoints reported in mg/L; PNECs in  $\mu\text{g/L}$ )

Endpoints used to calculate PNEC are underlined.

Exposure information and PEC calculation (following RIFM Environmental Framework: Salvito, 2002)

Exposure	Europe (EU)	North America (NA)
Log $K_{OW}$ Used	3.28	3.28
Biodegradation Factor Used	0	0
Dilution Factor	3	3
Regional Volume of Use Tonnage Band	<1	No VoU
<b>Risk Characterization: PEC/PNEC</b>	<b>&lt; 1</b>	<b>NA</b>

Based on available data, the RQs for this material is < 1. No further assessment is necessary.

The RIFM PNEC is 0.01602  $\mu\text{g/L}$ . The revised PEC/PNECs for EU and NA (No VoU) are not applicable. The material was cleared at the screening-level; therefore, it does not present a risk to the aquatic environment at the current reported volumes of use.

**Literature Search and Risk Assessment Completed On:** 05/25/21.

## 12. Literature Search\*

- **RIFM Database:** Target, Fragrance Structure-Activity Group materials, other references, JECFA, CIR, SIDS
- **ECHA:** <https://echa.europa.eu/>
- **NTP:** <https://ntp.niehs.nih.gov/>
- **OECD Toolbox:** <https://www.oecd.org/chemicalsafety/risk-assessment/oecd-qsar-toolbox.htm>
- **SciFinder:** <https://scifinder.cas.org/scifinder/view/scifinder/scifinderExplore.jsf>
- **PubMed:** <https://www.ncbi.nlm.nih.gov/pubmed>
- **National Library of Medicine's Toxicology Information Services:** <https://toxnet.nlm.nih.gov/>
- **IARC:** <https://monographs.iarc.fr>
- **OECD SIDS:** <https://hpvchemicals.oecd.org/ui/Default.aspx>
- **EPA ACToR:** <https://actor.epa.gov/actor/home.xhtml>
- **US EPA HPVIS:** [https://ofmpub.epa.gov/opthpv/public\\_search\\_publicdetails?submission\\_id=24959241&ShowComments=Yes&sqlstr=null&recordcount=0&User\\_title=DetailQuery%20Results&EndPointRpt=Y#submission](https://ofmpub.epa.gov/opthpv/public_search_publicdetails?submission_id=24959241&ShowComments=Yes&sqlstr=null&recordcount=0&User_title=DetailQuery%20Results&EndPointRpt=Y#submission)
- **Japanese NITE:** [https://www.nite.go.jp/en/chem/chrip/chrip\\_search/systemTop](https://www.nite.go.jp/en/chem/chrip/chrip_search/systemTop)
- **Japan Existing Chemical Data Base (JECDB):** [http://dra4.nihs.go.jp/mhlw\\_data/jsp/SearchPageENG.jsp](http://dra4.nihs.go.jp/mhlw_data/jsp/SearchPageENG.jsp)
- **Google:** <https://www.google.com>
- **ChemIDplus:** <https://chem.nlm.nih.gov/chemidplus/>

Search keywords: CAS number and/or material names.

\*Information sources outside of RIFM's database are noted as appropriate in the safety assessment. This is not an exhaustive list. The links listed above were active as of 06/03/21.

## Declaration of competing interest

The authors declare that they have no known competing financial interests or personal relationships that could have appeared to influence the work reported in this paper.

	LC50 (Fish) (mg/L)	EC50 ( <i>Daphnia</i> ) (mg/L)	EC50 (Algae) (mg/L)	AF	PNEC (µg/L)	Chemical Class
RIFM Framework Screening-level (Tier 1)	<u>16.02</u>	X	X	1000000	0.01602	X

## Appendix F. Supplementary data

Supplementary data related to this article can be found at <https://doi.org/10.1016/j.fct.2021.112534>.

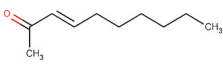
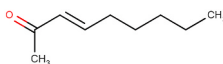
## Appendix

### Read-across Justification

#### Methods

The read-across analog was identified following the strategy for structuring and reporting a read-across prediction of toxicity as described in Schultz et al. (2015). The strategy is also consistent with the guidance provided by OECD within Integrated Approaches for Testing and Assessment (OECD, 2015) and the European Chemicals Agency read-across assessment framework (ECHA, 2017).

- First, materials were clustered based on their structural similarity. Second, data availability and data quality on the selected cluster were examined. Third, appropriate read-across analogs from the cluster were confirmed by expert judgment.
- Tanimoto structure similarity scores were calculated using FCFC4 fingerprints (Rogers and Hahn, 2010).
- The physical–chemical properties of the target material and the read-across analogs were calculated using EPI Suite v4.11 (US EPA, 2012a).
- $J_{\max}$  values were calculated using RIFM's Skin Absorption Model (SAM). The parameters were calculated using the consensus model (Shen et al., 2014).
- DNA binding, mutagenicity, genotoxicity alerts, and oncologic classification predictions were generated using OECD QSAR Toolbox v4.2 (OECD, 2018).
- ER binding and repeat dose categorization were generated using OECD QSAR Toolbox v4.2 (OECD, 2018).
- Developmental toxicity was predicted using CAESAR v2.1.7 (Cassano et al., 2010).
- Protein binding was predicted using OECD QSAR Toolbox v4.2 (OECD, 2018), and skin sensitization was predicted using Toxtree.
- The major metabolites for the target material and read-across analogs were determined and evaluated using OECD QSAR Toolbox v4.2 (OECD, 2018).

	Target Material	Read-across Material
Principal Name	3-Decen-2-one	3-Nonen-2-one
CAS No.	10,519-33-2	14,309-57-0
Structure		
Similarity (Tanimoto Score)		0.94
Read-across Endpoint		• Genotoxicity
Molecular Formula	C <sub>10</sub> H <sub>18</sub> O	C <sub>9</sub> H <sub>16</sub> O
Molecular Weight	154.25	140.22
Melting Point (°C, EPI Suite)	-8.21	-19.64
Boiling Point (°C, EPI Suite)	210.81	190.95
Vapor Pressure (Pa @ 25°C, EPI Suite)	41.06	105.86
Log K <sub>OW</sub> (KOWWIN v1.68 in EPI Suite)	3.28	2.79
Water Solubility (mg/L, @ 25°C, WSKOW v1.42 in EPI Suite)	115.70	349.50
$J_{\max}$ (µg/cm <sup>2</sup> /h, SAM)	12.006	70.603
Henry's Law (Pa·m <sup>3</sup> /mol, Bond Method, EPI Suite)	1.71 E+001	1.29 E+001
Genotoxicity		
DNA Binding (OASIS v1.4, QSAR Toolbox v4.2)	• No alert found	• No alert found

(continued on next page)

(continued)

	Target Material	Read-across Material
DNA Binding (OECD QSAR Toolbox v4.2)	<ul style="list-style-type: none"> <li>Michael addition Michael addition <math>\gg</math> Polarised Alkenes-Michael addition Michael addition <math>\gg</math> Polarised Alkenes-Michael addition <math>\gg</math> <math>\alpha,\beta</math>-unsaturated ketones</li> </ul>	<ul style="list-style-type: none"> <li>Michael addition Michael addition <math>\gg</math> Polarised Alkenes-Michael addition Michael addition <math>\gg</math> Polarised Alkenes-Michael addition <math>\gg</math> <math>\alpha,\beta</math>-unsaturated ketones</li> </ul>
Carcinogenicity (ISS)	<ul style="list-style-type: none"> <li><math>\alpha,\beta</math>-unsaturated carbonyls (Genotox) Structural alert for genotoxic carcinogenicity</li> </ul>	<ul style="list-style-type: none"> <li><math>\alpha,\beta</math>-unsaturated carbonyls (Genotox) Structural alert for genotoxic carcinogenicity</li> </ul>
DNA Binding (Ames, MN, CA, OASIS v1.1)	<ul style="list-style-type: none"> <li>No alert found</li> </ul>	<ul style="list-style-type: none"> <li>No alert found</li> </ul>
In Vitro Mutagenicity (Ames, ISS)	<ul style="list-style-type: none"> <li><math>\alpha,\beta</math>-unsaturated carbonyls</li> </ul>	<ul style="list-style-type: none"> <li><math>\alpha,\beta</math>-unsaturated carbonyls</li> </ul>
In Vivo Mutagenicity (Micronucleus, ISS)	<ul style="list-style-type: none"> <li><math>\alpha,\beta</math>-unsaturated carbonyls</li> </ul>	<ul style="list-style-type: none"> <li><math>\alpha,\beta</math>-unsaturated carbonyls</li> </ul>
Oncologic Classification Metabolism	<ul style="list-style-type: none"> <li>Reactive Ketone Reactive Functional Groups</li> </ul>	<ul style="list-style-type: none"> <li>Reactive Ketone Reactive Functional Groups</li> </ul>
Rat Liver S9 Metabolism Simulator and Structural Alerts for Metabolites (OECD QSAR Toolbox v4.2)	<ul style="list-style-type: none"> <li>See Supplemental Data 1</li> </ul>	<ul style="list-style-type: none"> <li>See Supplemental Data 2</li> </ul>

### Summary

There are insufficient toxicity data on 3-decen-2-one (CAS # 10,519-33-2). Hence, *in silico* evaluation was conducted to determine read-across analogs for this material. Based on structural similarity, reactivity, physical-chemical properties, and expert judgment, 3-nonen-2-one (CAS # 14,309-57-0) was identified as a read-across analog with sufficient data for toxicological evaluation.

### Conclusions

- 3-Nonen-2-one (CAS # 14,309-57-0) was used as a read-across analog for the target material 3-decen-2-one (CAS # 10,519-33-2) for the genotoxicity endpoint.
  - The target material and the read-across analog are structurally similar and belong to a class of  $\alpha,\beta$ -unsaturated ketones.
  - The target material and the read-across analog share a carbonyl functionality within a straight aliphatic chain with a vinylene unsaturation at  $\beta$  carbon.
  - The key difference between the target material and the read-across analog is that the target material is a C10  $\alpha,\beta$ -unsaturated ketone whereas the read-across analog is a C9  $\alpha,\beta$ -unsaturated ketone. This structural difference is toxicologically insignificant.
  - Similarity between the target material and the read-across analog is indicated by the Tanimoto score. Differences between the structures that affect the Tanimoto score are toxicologically insignificant.
  - The physical-chemical properties of the target material and the read-across analog are sufficiently similar to enable comparison of their toxicological properties.
  - According to the OECD QSAR Toolbox v4.2, structural alerts for toxicological endpoints are consistent between the target material and the read-across analog.
  - Both the target material and the read-across analog present several genotoxic alerts. Both materials are  $\alpha,\beta$ -unsaturated ketones, which may undergo Michael Addition upon nucleophilic attack of a DNA nucleotide at the ketone  $\beta$ -carbon. The data described in the genotoxicity section shows that the MOE is adequate at the current level of use. Therefore, the predictions are superseded by the data.
  - The target material and the read-across analog are expected to be metabolized similarly, as shown by the metabolism simulator.
  - The structural alerts for the endpoints evaluated are consistent between the metabolites of the read-across analog and the target material.

### Explanation of Cramer Classification

Due to potential discrepancies between the current *in silico* tools (Bhatia et al., 2015), the Cramer Class of the target material was determined using expert judgment, based on the Cramer decision tree.

Q1. Normal constituent of the body? No.

Q2. Contains functional groups associated with enhanced toxicity? No.

Q3. Contains elements other than C, H, O, N, and divalent S? No.

Q5. Simply branched aliphatic hydrocarbon or a common carbohydrate? No.

Q6. Benzene derivative with certain substituents? No.

Q7. Heterocyclic? No.

Q16. Common terpene? (see Cramer et al., 1978 for detailed explanation)? No.

Q17. Readily hydrolyzed to a common terpene? No.

Q19. Open chain? Yes.

Q20. Aliphatic with some functional groups (see Cramer et al., 1978 for detailed explanation)? Yes.

Q21.3 or more different functional groups? No.

Q18. One of the list? (see Cramer et al., 1978 for a detailed explanation on the list of categories)? Yes, Class II (Intermediate)

## References

- Api, A.M., Belsito, D., Bruze, M., Cadby, P., Calow, P., Dagli, M.L., Dekant, W., Ellis, G., Fryer, A.D., Fukayama, M., Griem, P., Hickey, C., Kromidas, L., Lalko, J.F., Liebler, D.C., Miyachi, Y., Politano, V.T., Renskers, K., Ritacco, G., Salvito, D., Schultz, T.W., Sipes, I.G., Smith, B., Vitale, D., Wilcox, D.K., 2015. Criteria for the Research Institute for fragrance materials, Inc. (RIFM) safety evaluation process for fragrance ingredients. *Food Chem. Toxicol.* 82, S1–S19.
- Arctander, S., 1969. *Perfume and Flavor Chemicals (Aroma Chemicals), I and II*. Published by the author, Montclair, NJ (USA).
- Bhatia, S., Schultz, T., Roberts, D., Shen, J., Kromidas, L., Api, A.M., 2015. Comparison of cramer classification between toxtree, the OECD QSAR Toolbox and expert judgment. *Regul. Toxicol. Pharmacol.* 71 (1), 52–62.
- Carthew, P., Clapp, C., Gutsell, S., 2009. Exposure based waiving: the application of the toxicological threshold of concern (TTC) to inhalation exposure for aerosol ingredients in consumer products. *Food Chem. Toxicol.* 47 (6), 1287–1295.
- Cassano, A., Manganaro, A., Martin, T., Young, D., Piclin, N., Pintore, M., Bigoni, D., Benfenati, E., 2010. CAESAR models for developmental toxicity. *Chem. Cent. J.* (4 Suppl. 1), S4.
- Comiskey, D., Api, A.M., Barratt, C., Daly, E.J., Ellis, G., McNamara, C., O'Mahony, C., Robison, S.H., Safford, B., Smith, B., Tozer, S., 2015. Novel database for exposure to fragrance ingredients in cosmetics and personal care products. *Regul. Toxicol. Pharmacol.* 72 (3), 660–672.
- Comiskey, D., Api, A.M., Barrett, C., Ellis, G., McNamara, C., O'Mahony, C., Robison, S. H., Rose, J., Safford, B., Smith, B., Tozer, S., 2017. Integrating habits and practices data for soaps, cosmetics and air care products into an existing aggregate exposure model. *Regul. Toxicol. Pharmacol.* 88, 144–156.
- Cramer, G.M., Ford, R.A., Hall, R.L., 1978. Estimation of toxic hazard—a decision tree approach. *Food Chem. Toxicol.* 16 (3), 255–276.
- ECHA, 2012. *Guidance on information requirements and chemical safety assessment Chapter R.11: PBT Assessment, November 2012 v1.1.* <http://echa.europa.eu/>.
- ECHA, 2017. *Read-across assessment framework (RAAF).* Retrieved from. [www.echa.europa.eu/documents/10162/13628/raaf\\_en.pdf](http://www.echa.europa.eu/documents/10162/13628/raaf_en.pdf).
- Henry, B., Foti, C., Alsante, K., 2009. Can light absorption and photostability data be used to assess the photosafety risks in patients for a new drug molecule? *J. Photochem. Photobiol. B Biol.* 96 (1), 57–62.
- IFRA (International Fragrance Association), 2015. *Volume of Use Survey.* February 2015.
- Kroes, R., Renwick, A.G., Feron, V., Galli, C.L., Gibney, M., Greim, H., Guy, R.H., Lhuguenot, J.C., van de Sandt, J.J.M., 2007. Application of the threshold of toxicological concern (TTC) to the safety evaluation of cosmetic ingredients. *Food Chem. Toxicol.* 45 (12), 2533–2562.
- Laufersweiler, M.C., Gadagbui, B., Baskerville-Abraham, I.M., Maier, A., Willis, A., et al., 2012. Correlation of chemical structure with reproductive and developmental toxicity as it relates to the use of the threshold of toxicological concern. *Regul. Toxicol. Pharmacol.* 62 (1), 160–182.
- Na, M., Ritacco, G., O'Brien, D., Lavelle, M., Api, A., Basketter, D., 2020. Fragrance skin sensitization evaluation and human testing, dermatitis. <https://doi.org/10.1097/DER.0000000000000684>. November 16, 2020. Volume Publish Ahead of Print Issue. Retrieved from.
- OECD, 2015. *Guidance Document on the Reporting of integrated Approaches to Testing and assessment (IATA).* ENV/JM/HA(2015)7. Retrieved from. <http://www.oecd.org/>.
- OECD, 2018. *The OECD QSAR Toolbox, v3.2-4.2.* Retrieved from. <http://www.qsartoolbox.org/>.
- RIFM (Research Institute for Fragrance Materials, Inc.), 1965a. Repeated Insult Patch Test with 3-Decen-2-One. Unpublished report from International Flavors and Fragrances. RIFM report number 51191. RIFM, Woodcliff Lake, NJ, USA.
- RIFM (Research Institute for Fragrance Materials, Inc.), 1965b. Repeated Insult Patch Test with 3-Decen-2-One. Unpublished report from International Flavors and Fragrances. RIFM report number 51192. RIFM, Woodcliff Lake, NJ, USA.
- RIFM (Research Institute for Fragrance Materials, Inc.), 2013. Nonen-2-one: Bacterial Reverse Mutation Assay. RIFM report number 66492. RIFM, Woodcliff Lake, NJ, USA, p. 3.
- RIFM (Research Institute for Fragrance Materials, Inc.), 2014. Nonen-2-one: in Vitro Mammalian Cell Micronucleus Assay in Human Peripheral Blood Lymphocytes (HPBL). RIFM report number 66832. RIFM, Woodcliff Lake, NJ, USA, p. 3.
- RIFM (Research Institute for Fragrance Materials, Inc.), 2017. *Exposure Survey, vol. 17.* August 2017.
- RIFM (Research Institute for Fragrance Materials, Inc.), 2018. 3-Decen-2-one: Repeated Insult Patch Test (RIPT). RIFM report number 73324. RIFM, Woodcliff Lake, NJ, USA.
- RIFM (Research Institute for Fragrance Materials, Inc.), 2020. *Updating Exposure Assessment for Skin Sensitization Quantitative Risk Assessment for Fragrance Materials.* RIFM report number 76775. RIFM, Woodcliff Lake, NJ, USA.
- Roberts, D.W., Patlewicz, G., Kern, P.S., Gerberick, F., Kimber, I., Dearman, R.J., Ryan, C. A., Basketter, D.A., Aptula, A.O., 2007. Mechanistic applicability domain classification of a local lymph node assay dataset for skin sensitization. *Chem. Res. Toxicol.* 20 (7), 1019–1030.
- Rogers, D., Hahn, M., 2010. Extended-connectivity fingerprints. *J. Chem. Inf. Model.* 50 (5), 742–754.
- Safford, B., Api, A.M., Barratt, C., Comiskey, D., Daly, E.J., Ellis, G., McNamara, C., O'Mahony, C., Robison, S., Smith, B., Thomas, R., Tozer, S., 2015. Use of an aggregate exposure model to estimate consumer exposure to fragrance ingredients in personal care and cosmetic products. *Regul. Toxicol. Pharmacol.* 72, 673–682.
- Safford, B., Api, A.M., Barratt, C., Comiskey, D., Ellis, G., McNamara, C., O'Mahony, C., Robison, S., Rose, J., Smith, B., Tozer, S., 2017. Application of the expanded Creme RIFM consumer exposure model to fragrance ingredients in cosmetic, personal care and air care products. *Regul. Toxicol. Pharmacol.* 86, 148–156.
- Salvito, D.T., Senna, R.J., Federle, T.W., 2002. A Framework for prioritizing fragrance materials for aquatic risk assessment. *Environ. Toxicol. Chem.* 21 (6), 1301–1308.
- Schultz, T.W., Amcoff, P., Berggren, E., Gautier, F., Klaric, M., Knight, D.J., Mahony, C., Schwarz, M., White, A., Cronin, M.T., 2015. A strategy for structuring and reporting a read-across prediction of toxicity. *Regul. Toxicol. Pharmacol.* 72 (3), 586–601.
- Shen, J., Kromidas, L., Schultz, T., Bhatia, S., 2014. *An in silico* skin absorption model for fragrance materials. *Food Chem. Toxicol.* 74, 164–176.
- US EPA, 2012a. *Estimation Programs Interface Suite for Microsoft Windows, v4.0-v4.11.* United States Environmental Protection Agency, Washington, DC, USA.
- US EPA, 2012b. *The ECOSAR (ECOLOGical Structure Activity Relationship) Class Program for Microsoft Windows, v1.11.* United States Environmental Protection Agency, Washington, DC, USA.