



Contents lists available at ScienceDirect

Food and Chemical Toxicology

journal homepage: www.elsevier.com/locate/foodchemtox

Short review

RIFM fragrance ingredient safety assessment, 3-methylbutyl 2-methylpropanoate, CAS Registry Number 2050-01-3



A.M. Api ^{a,*}, D. Belsito ^b, D. Botelho ^a, D. Browne ^a, M. Bruze ^c, G.A. Burton Jr. ^d, J. Buschmann ^e, P. Calow ^f, M.L. Dagli ^g, M. Date ^a, W. Dekant ^h, C. Deodhar ^a, A.D. Fryer ⁱ, K. Joshi ^a, S. La Cava ^a, A. Lapczynski ^a, D.C. Liebler ^j, D. O'Brien ^a, R. Parakhia ^a, A. Patel ^a, T.M. Penning ^k, G. Ritacco ^a, J. Romine ^a, D. Salvito ^a, T.W. Schultz ^l, I.G. Sipes ^m, Y. Thakkar ^a, S. Tsang ^a, J. Wahler ^a

^a Research Institute for Fragrance Materials, Inc., 50 Tice Boulevard, Woodcliff Lake, NJ 07677, USA

^b Member RIFM Expert Panel, Columbia University Medical Center, Department of Dermatology, 161 Fort Washington Ave., New York, NY 10032, USA

^c Member RIFM Expert Panel, Malmo University Hospital, Department of Occupational & Environmental Dermatology, Sodra Forstadsgatan 101, Entrance 47, Malmo SE-20502, Sweden

^d Member RIFM Expert Panel, School of Natural Resources & Environment, University of Michigan, Dana Building G110, 440 Church St., Ann Arbor, MI 58109, USA

^e Member RIFM Expert Panel, Fraunhofer Institute for Toxicology and Experimental Medicine, Nikolai-Fuchs-Strasse 1, 30625 Hannover, Germany

^f Member RIFM Expert Panel, Humphrey School of Public Affairs, University of Minnesota, 301 19th Avenue South, Minneapolis, MN 55455, USA

^g Member RIFM Expert Panel, University of Sao Paulo, School of Veterinary Medicine and Animal Science, Department of Pathology, Av. Prof. dr. Orlando Marques de Paiva, 87, Sao Paulo CEP 05508-900, Brazil

^h Member RIFM Expert Panel, University of Wuerzburg, Department of Toxicology, Versbacher Str. 9, 97078 Würzburg, Germany

ⁱ Member RIFM Expert Panel, Oregon Health Science University, 3181 SW Sam Jackson Park Rd., Portland, OR 97239, USA

^j Member RIFM Expert Panel, Vanderbilt University School of Medicine, Department of Biochemistry, Center in Molecular Toxicology, 638 Robinson Research Building, 2200 Pierce Avenue, Nashville, TN 37232-0146, USA

^k Member of RIFM Expert Panel, University of Pennsylvania, Perelman School of Medicine, Center of Excellence in Environmental Toxicology, 1316 Biomedical Research Building (BRB) II/III, 421 Curie Boulevard, Philadelphia, PA 19104-3083, USA

^l Member RIFM Expert Panel, The University of Tennessee, College of Veterinary Medicine, Department of Comparative Medicine, 2407 River Dr., Knoxville, TN 37996-4500, USA

^m Member RIFM Expert Panel, Department of Pharmacology, University of Arizona, College of Medicine, 1501 North Campbell Avenue, P.O. Box 245050, Tucson, AZ 85724-5050, USA

ARTICLE INFO

Article history:

Received 23 February 2017

Received in revised form

12 April 2017

Accepted 23 April 2017

Available online 25 April 2017

* Corresponding author.

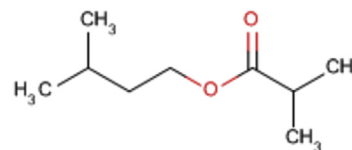
E-mail address: AApi@rifm.org (A.M. Api).<http://dx.doi.org/10.1016/j.fct.2017.04.029>

0278-6915/© 2017 Published by Elsevier Ltd.

Version: 022317. This version replaces any previous versions.

Name: 3-Methylbutyl 2-methylpropanoate

CAS Registry Number: 2050-01-3



Abbreviation list:

2-Box Model – a RIFM, Inc. proprietary *in silico* tool used to calculate fragrance air exposure concentration

AF- Assessment Factor

BCF- Bioconcentration Factor

Creme RIFM model- The Creme RIFM model uses probabilistic (Monte Carlo) simulations to allow full distributions of data sets, providing a more realistic estimate of aggregate exposure to individuals across a population (Comiskey et al., 2015; Safford et al., 2015) compared to a deterministic aggregate approach.

DEREK- Derek nexus is an *in silico* tool used to identify structural alerts

DST- Dermal Sensitization Threshold

ECHA-European Chemicals Agency

EU – Europe/European Union

GLP- Good Laboratory Practice

IFRA- The International Fragrance Association

LOEL- Lowest Observable Effect Level

MOE- Margin of Exposure

MPPD - Multiple-Path Particle Dosimetry. An *in silico* model for inhaled vapors used to simulate fragrance lung deposition

NA – North America

NESIL- No Expected Sensitization Induction Level

NOAEC- No Observed Adverse Effect Concentration

NOAEL- No Observed Adverse Effect Level

NOEC- No Observed Effect Concentration

OECD- Organisation for Economic Co-operation and Development

OECD TG- Organisation for Economic Co-operation and Development Testing Guidelines

PBT- Persistent, Bioaccumulative, and Toxic

PEC/PNEC- Predicted Environmental Concentration/Predicted No Effect Concentration

QRA- quantitative risk assessment

REACH- Registration, Evaluation, Authorisation, and Restriction of Chemicals

RIFM- Research Institute for Fragrance Materials

RQ- Risk Quotient

TTC- Threshold of Toxicological Concern

UV/Vis Spectra- Ultra Violet/Visible spectra

VCF- Volatile Compounds in Food

VoU- Volume of Use

vPvB- (very) Persistent, (very) Bioaccumulative

WOE – Weight of Evidence

The Expert Panel for Fragrance Safety* concludes that this material is safe under the limits described in this safety assessment.

This safety assessment is based on the RIFM Criteria Document (Api et al., 2015) which should be referred to for clarifications.

Each endpoint discussed in this safety assessment reviews the relevant data that were available at the time of writing (version number in the top box is indicative of the date of approval based on a two digit month/day/year), both in the RIFM database (consisting of publicly available and proprietary data) and through publicly available information sources (i.e., SciFinder and PubMed). Studies selected for this safety assessment were based on appropriate test criteria, such as acceptable guidelines, sample size, study duration, route of exposure, relevant animal species, most relevant testing endpoints, etc. A key study for each endpoint was selected based on the most conservative end-point value (e.g., PNEC, NOAEL, LOEL, and NESIL).

*The Expert Panel for Fragrance Safety is an independent body that selects its own members and establishes its own operating procedures.

The Expert Panel is comprised of internationally known scientists that provide RIFM guidance relevant to human health and environmental protection.

Summary: The use of this material under current conditions is supported by existing information.

This material was evaluated for genotoxicity, repeated dose toxicity, developmental and reproductive toxicity, local respiratory toxicity, phototoxicity/photoallergenicity, skin sensitization, as well as environmental safety. Data from the suitable read across analogs isoamyl butyrate (CAS # 106-27-4) and isoamyl alcohol (CAS# 123-51-3) show that this material is not genotoxic. Data from the suitable read across analogue Isoamyl acetate (CAS# 123-92-2) show that this material does not have skin sensitization potential. The local respiratory toxicity endpoint was completed using the TTC (Threshold of Toxicological Concern) for a Cramer Class I material (1.4 mg/day). The repeated dose, developmental and reproductive toxicity endpoints were completed using isoamyl alcohol (CAS# 123-51-3) and isobutyric acid (CAS# 79-31-2) as suitable read across analogs, which provided a MOE > 100. The phototoxicity/photoallergenicity endpoint was completed based on suitable UV spectra. The environmental endpoint was completed as described in the RIFM Framework.

Human Health Safety Assessment

Genotoxicity: Not genotoxic.

Repeated Dose Toxicity: NOAEL = 1250 mg/kg/day.

Developmental and Reproductive Toxicity: NOAEL = 300 mg/kg/day

Skin Sensitization: Not a sensitization concern.

(RIFM, 2015; Ishidate et al., 1984; RIFM, 2007) (Schilling et al., 1997) (ECHA REACH Dossier: 3-Methylbutan-1-ol) (RIFM, 1987)

(continued)

Phototoxicity/Photoallergenicity: Not phototoxic/photoallergenic	(UV Spectra, RIFM DB)
Local Respiratory Toxicity: No NOAEC available. Exposure is below the TTC.	
Environmental Safety Assessment	
Hazard Assessment:	
Persistence: Critical Measured Value: 89.4% (OECD 301B)	(RIFM, 1994)
Bioaccumulation: Screening Level: 57.5 L/kg	(EpiSuite ver 4.1)
Ecotoxicity: Screening Level: Fish LC50: 20.48 mg/l	(RIFM Framework; Salvito et al., 2002)
Conclusion: Not PBT or vPvB as per IFRA Environmental Standards	
Risk Assessment:	
Screening-Level: PEC/PNEC (North America and Europe) < 1	(RIFM Framework; Salvito et al., 2002)
Critical Ecotoxicity Endpoint: Fish LC50: 20.48 mg/l	(RIFM Framework; Salvito et al., 2002)
RIFM PNEC is: 0.02048 µg/L	
• Revised PEC/PNECs (2011 IFRA VoU): North America and Europe: Not applicable; cleared at screening level	

1. Identification

- 1. Chemical Name:** 3-Methylbutyl 2-methylpropanoate
- 2. CAS Registry Number:** 2050-01-3
- 3. Synonyms:** Amyl(iso) 2-methylpropanoate; Isoamyl isobutyrate; Isoamyl 2-methylpropanoate; Isopentyl isobutyrate; Isopentyl 2-methylpropanoate; 3-Methylbutyl 2-methylpropanoate; 3-Methylbutyl isobutyrate; Propanoic acid, 2-methyl-, 3-methylbutyl ester; 7' 3-メチルブチル(C = 1 ~ 7)
- 4. Molecular Formula:** C₉H₁₈O₂
- 5. Molecular Weight:** 158.24
- 6. RIFM Number:** 5067

2. Physical data

- 1. Boiling Point:** 165.67 °C [EPI Suite]
- 2. Flash Point:** 126 °F; CC [FMA database]
- 3. Log K_{ow}:** 3.17 [EPI Suite]
- 4. Melting Point:** -43.28 °C [EPI Suite]
- 5. Water Solubility:** 136.1 mg/L [EPI Suite]
- 6. Specific Gravity:** 0.855 [FMA database]
- 7. Vapor Pressure:** 1.18 mmHg @ 20 °C [EPI Suite 4.0], 1.0 mm Hg 20C [FMA database], 1.68 mm Hg @ 25 °C [EPI Suite]
- 8. UV Spectra:** No significant absorbance between 290 and 700 nm; molar absorption coefficient is below the benchmark (1000 L·mol⁻¹·cm⁻¹)
- 9. Appearance/Organoleptic:** A colorless to pale yellow clear liquid with a medium fruity, waxy, apricot, pineapple, green, banana odor. The taste is described as sweet, fruity, green, fatty and berry-like.*

*<http://www.thegoodscentscompany.com/data/rw1003311.html#toorgano>, retrieved 4/8/2016.

3. Exposure

- 1. Volume of Use (worldwide band):** 0.1–1 metric tons per year (IFRA, 2011)
- 2. 95th Percentile Concentration in Hydroalcohols:** 0.0012% (RIFM, 2016)
- 3. Inhalation Exposure*:** 0.000058 mg/kg/day or 0.0042 mg/day (RIFM, 2016)
- 4. Total Systemic Exposure**:** 0.0068 mg/kg/day (RIFM, 2016)

*95th percentile calculated exposure derived from concentration survey data in the Creme RIFM exposure model (Comiskey

et al., 2015 and Safford et al., 2015).

**95th percentile calculated exposure; assumes 100% absorption unless modified by dermal absorption data as reported in Section IV. It is derived from concentration survey data in the Creme RIFM aggregate exposure model and includes exposure via dermal, oral and inhalation routes whenever the fragrance ingredient is used in products that include these routes of exposure (Comiskey et al., 2015 and Safford et al., 2015).

4. Derivation of systemic absorption

- 1. Dermal:** Assumed 100%
- 2. Oral:** Assumed 100%.
- 3. Inhalation:** Assumed 100%

5. Computational toxicology evaluation

- 1. Cramer Classification:** Class I, Low

Expert Judgment	Toxtree v 2.6	OECD QSAR Toolbox v 3.2
I	I	I

2. Analogs Selected:

- a. Genotoxicity:** Isoamyl butyrate (CAS # 106-27-4) and isoamyl alcohol (CAS# 123-51-3)
 - b. Repeated Dose Toxicity:** isoamyl alcohol (CAS# 123-51-3) and isobutyric acid (CAS# 79-31-2)
 - c. Developmental and Reproductive Toxicity:** isoamyl alcohol (CAS# 123-51-3) and isobutyric acid (CAS# 79-31-2)
 - d. Skin Sensitization:** Isoamyl acetate (CAS# 123-92-2)
 - e. Phototoxicity/Photoallergenicity:** None
 - f. Local Respiratory Toxicity:** None
 - g. Environmental Toxicity:** None
- 3. Read-across Justification:** See Appendix below

6. Metabolism

Not considered for this risk assessment and therefore not reviewed except where it may pertain in specific endpoint sections as discussed below.

7. Natural occurrence (discrete chemical) or composition (NCS)

3-Methylbutyl 2-methylpropanoate is reported to occur in the following foods* and in some natural complex substances (NCS):

Artocarpus species
Banana (*Musa sapientum* L.)
Beer
Camomile
Capsicum species
Cherimoya (*Annona cherimolia* Mill.)
Grape (*Vitis* species)
Grape brandy
Guava and Feyoa
Honey
Hop (*Humulus lupulus*)
Melon
Papaya (*Carica papaya* L.)
Whisky
Wine

*VCF Volatile Compounds in Food: database/Nijssen, L.M.; Ingen-Visscher, C.A. van; Donders, J.J.H. [eds]. – Version 15.1 – Zeist (The Netherlands): TNO Triskelion, 1963–2014. A continually updated database, contains information on published volatile compounds which have been found in natural (processed) food products. Includes FEMA GRAS and EU-Flavis data.

8. IFRA standard

None.

9. REACH dossier

Pre-registered for 2010, no dossier available as of 02/23/2017.

10. Summary

10.1. Human health endpoint summaries

10.1.1. Genotoxicity

Based on the current existing data, 3-methylbutyl 2-methylpropanoate does not present a concern for genetic toxicity.

10.1.2. Risk assessment

3-Methylbutyl 2-methylpropanoate was assessed in the Blue-Screen assay and found negative for both cytotoxicity and genotoxicity, with and without metabolic activation, indicating a lack of concern regarding genotoxicity (RIFM, 2013). There are no studies assessing the mutagenic activity of 3-methylbutyl 2-methylpropanoate however, read across can be made to isoamyl butyrate (CAS # 106-27-4; see Section 5). The mutagenic activity of isoamyl butyrate (CAS # 106-27-4) has been evaluated in a bacterial reverse mutation assay conducted in compliance with GLP regulations and in accordance with OECD TG 471 using the standard plate incorporation/preincubation method. *Salmonella typhimurium* strains TA1535, TA1537, TA98, TA100 and *Escherichia coli* strains WP2uvrA were treated with isoamyl butyrate in DMSO (dimethyl sulfoxide) at concentrations up to 5000 µg/plate. No increases in the mean number of revertant colonies were observed at any tested dose in the presence or absence of S9 (RIFM, 2015). Under the conditions of the study, isoamyl butyrate was not mutagenic in the Ames test.

The clastogenicity of read across analogue isoamyl butyrate was

assessed in an *in vitro* chromosome aberration study. Chinese hamster lung cells were treated with isoamyl butyrate in DMSO at concentrations up to 2 mg/mL in the absence of exogenous metabolic activation. No significant increases in the frequency of cells with structural chromosomal aberrations or polyploid cells were observed with any dose of the test item, without S9 metabolic activation (Ishidate et al., 1984). Under the conditions of the study, isoamyl butyrate was considered to be non-clastogenic in the *in vitro* chromosome aberration assay.

Due to a lack of additional clastogenicity data in presence of metabolic activation, read across can be made while considering isoamyl isobutyrate will readily hydrolyze into isoamyl alcohol (CAS# 123-51-3; see Section 5) and isobutyric acid (CAS# 79-31-2). Metabolite, isoamyl alcohol (CAS# 123-51-3; see Section 5) has sufficient genotoxicity data. The clastogenic activity of isoamyl alcohol was evaluated in an *in vivo* micronucleus test conducted in compliance with GLP regulations and in accordance with OECD TG 474. The test material was administered in corn oil via oral route, to groups of male and female NMRI mice (5/sex/dose). Doses of 500, 1000, and 2000 mg/kg body weight were administered. Mice from each dose level were euthanized at 24 or 48 h, the bone marrow was extracted and examined for polychromatic erythrocytes. The test material did not induce a significant increase in the incidence of micronucleated polychromatic erythrocytes in the bone marrow (RIFM, 2007). Isobutyric acid was assessed in an *in vivo* micronucleus test in compliance with GLP regulations and in accordance with OECD TG 474. Isobutyric acid was dissolved in olive oil and administered via oral gavage to NMRI mice at doses of 500, 1000, and 2000 mg/kg body weight. The test material did not induce a significant increase in the incidence of micronucleated polychromatic erythrocytes in the bone marrow (ECHA REACH Dossier: Isobutyric acid). Based on *in vivo* analysis, the metabolites of 3-methylbutyl 2-methylpropanoate, isoamyl alcohol and isobutyric acid were considered to be not clastogenic.

Based on a weight of evidence approach, isoamyl butyrate, isoamyl alcohol and isobutyric acid do not present a concern for genotoxic potential and this can be extended to 3-methylbutyl 2-methylpropanoate.

Additional References: Kuroda et al., 1984.

Literature search and risk assessment completed on: 06/27/2016.

10.1.3. Repeated dose toxicity

The margin of exposure for 3-methylbutyl 2-methylpropanoate is adequate for the repeated dose toxicity endpoint at the current level of use.

10.1.4. Risk assessment

There are no repeated dose toxicity data on 3-methylbutyl 2-methylpropanoate. 3-Methylbutyl 2-methylpropanoate will hydrolyze readily into isoamyl alcohol (CAS# 123-51-3; see Section 5) and isobutyric acid (CAS# 79-31-2). Metabolite, isoamyl alcohol (CAS# 123-51-3; see Section 5) has sufficient repeated dose toxicity data. A gavage OECD 422 combined repeated dose toxicity study was conducted on to 12 male and female Sprague-Dawley rats/group administered test material, isoamyl alcohol, via gavage at doses of 0, 30, 100 and 300 mg/kg/day, an additional satellite recovery group of 5 animals/sex/group were administered test material at doses of 0 and 300 mg/kg/day. The NOAEL was determined to be 100 mg/kg/day, based on reduced body weight gain in males (ECHA REACH Dossier: 3-methylbutan-1-ol, accessed 07/09/14). In another study, an OECD/GLP 408 study was conducted on 10 SPF-Wistar, Chbb:THOM rats/sex/group administered test material, isoamyl alcohol via drinking water at concentrations of 0, 1000 ppm (about 80 mg/kg/day), 4000 ppm (about 340 mg/kg/day) &

16,000 ppm (about 1250 mg/kg/day). Although there were slight alterations in the hematological parameters, the NOAEL was determined to be 1600 ppm or 1250 mg/kg/day, the highest dose tested, since the effects were not considered to be treatment related (Schilling et al., 1997; also available in RIFM, 1991). In another study, 15 rats/sex/group were gavaged with test material, isoamyl alcohol at doses of 0, 150, 500 and 1000 mg/kg/day for 17 weeks. There were no adverse effects reported due to the test material administration up to the highest dose tested. Thus the NOAEL was determined to be 1000 mg/kg/day (Carpaninini et al., 1973). The metabolite, isobutyric acid has no repeated dose toxicity data that can be used for the repeated dose toxicity endpoint. Since no adverse effects were reported among the animals during the 13 and 17 week studies, the NOAEL was determined to be 1250 mg/kg/day. **Therefore, the MOE can be calculated by dividing the isoamyl alcohol NOAEL by the total systemic exposure, 1250/0.0068 or 183824.**

In addition, the total systemic exposure for 3-methylbutyl 2-methylpropanoate (6.8 µg/kg bw/day) is below the TTC (30 µg/kg bw/day) at the current level of use.

Additional References: ECHA REACH Dossier: 3-Methylbutan-1-ol; RIFM, 1992.

Literature search and risk assessment completed on: 6/23/2016.

10.1.5. Developmental and reproductive toxicity

The margin of exposure for 3-methylbutyl 2-methylpropanoate is adequate for the developmental and reproductive toxicity endpoints at the current level of use.

10.1.6. Risk assessment

There are no developmental toxicity data on 3-methylbutyl 2-methylpropanoate. 3-Methylbutyl 2-methylpropanoate will hydrolyze readily into isoamyl alcohol (CAS# 123-51-3; see section V) and isobutyric acid (CAS# 79-31-2). Metabolite, isoamyl alcohol (CAS# 123-51-3; see section V) has sufficient developmental toxicity data. There is an OECD 414 developmental toxicity study conducted on 15 female pregnant Himalayan rabbits/dose group administered test material, isoamyl alcohol via inhalation at doses of 0, 0.5, 2.5 and 10 mg/l equivalent to 0, 68, 341 and 1365 mg/kg/day respectively according to standard minute volume and body weight parameters of New Zealand rabbits. The NOAEL for developmental toxicity was determined to be 10 mg/l or 1365 mg/kg/day the highest dose tested (RIFM, 1990a, also available in ECHA REACH dossier on 3-methylbutan-1-ol). In another study, an OECD 414 developmental toxicity study was conducted on 25 female pregnant Wistar rats/group administered test material, isoamyl alcohol at doses of 0, 0.5, 2.5 and 10 mg/l, equivalent to 0, 135, 674 and 2695 mg/kg/day according to standard minute volume and body weight parameters of Wistar rats. The NOAEL for developmental toxicity was determined to be 10 mg/l or 2695 mg/kg/day the highest dose tested (RIFM, 1990b, also available in ECHA REACH dossier on 3-methylbutan-1-ol). An OECD 422 gavage combined repeated dose toxicity study with the Reproduction/Developmental Toxicity Screening Test was conducted on 12 Sprague-Dawley rats/sex/group administered test material, isoamyl alcohol at doses of 0, 30, 100 and 300 mg/kg/day. There were no signs of toxicity towards the development of the fetus up to the highest dose tested (ECHA REACH Dossier: 3-methylbutan-1-ol). The metabolite, isobutyric acid has no developmental toxicity data that can be used for the developmental toxicity endpoint. **Thus the NOAEL was determined to be 300 mg/kg/day the highest dose tested. The most conservative NOAEL of 300 mg/kg/day was selected for the developmental toxicity endpoint.**

There are no reproductive toxicity data on 3-methylbutyl 2-

methylpropanoate. Read across material, isoamyl alcohol (CAS# 123-51-3; see Section 5) has sufficient reproductive toxicity data. An OECD 422 gavage combined repeated dose toxicity study with the Reproduction/Developmental Toxicity Screening Test was conducted on 12 Sprague-Dawley rats/sex/group administered test material, isoamyl alcohol at doses of 0, 30, 100 and 300 mg/kg/day. There were no signs of toxicity towards the reproductive performance of the parental generation animals up to the highest dose tested (ECHA REACH Dossier: 3-Methylbutan-1-ol). The metabolite, isobutyric acid has no reproductive toxicity data that can be used for the reproductive toxicity endpoint. The NOAEL for reproductive toxicity was determined to be 300 mg/kg/day the highest dose tested.

Therefore, the MOE can be calculated by dividing the isoamyl alcohol NOAEL by the total systemic exposure, 300/0.0068 or 44118.

In addition, the total systemic exposure for 3-methylbutyl 2-methylpropanoate (6.8 µg/kg bw/day) is below the TTC (30 µg/kg bw/day) at the current level of use.

10.1.7. Skin sensitization

Based on read across to isoamyl acetate (CAS# 123-92-2), 3-methylbutyl 2-methylpropanoate does not present a concern for skin sensitization.

10.1.8. Risk assessment

No sensitization studies are available for 3-methylbutyl 2-methylpropanoate. Based on read across to isoamyl acetate (CAS# 123-92-2; see Section 5), 3-methylbutyl 2-methylpropanoate does not present a concern for skin sensitization. The chemical structure of this material indicates that it would not be expected to react with skin proteins (Roberts et al., 2007; Toxtree 2.6.6; OECD toolbox v3.3). In guinea pig maximization test, a mixture of primary amyl acetates did not result in reactions indicative of sensitization (Ballantyne et al., 1986). Similarly, read across material isoamyl acetate was found to be negative in guinea pig Open Epicutaneous Test (OET) (Klecak, 1979, 1985). In a human maximization test, no skin sensitization reactions were observed with 8% (5520 µg/cm²) isoamyl acetate (RIFM, 1973). Additionally, in a confirmatory human repeated insult patch test (HRIPT) with 20% or 23622 µg/cm² isoamyl acetate in 75:25 Ethanol:DEP, no reactions indicative of sensitization was observed in any of the 197 volunteers (RIFM, 1987). Based on read across to isoamyl acetate, 3-methylbutyl 2-methylpropanoate does not present a concern for skin sensitization.

Additional References: None.

Literature search and risk assessment completed on: 10/11/16.

10.1.9. Phototoxicity/photoallergenicity

Based on UV/Vis absorption spectra, 3-methylbutyl 2-methylpropanoate would not be expected to present a concern for phototoxicity or photoallergenicity.

10.1.10. Risk assessment

There are no phototoxicity studies available for 3-methylbutyl 2-methylpropanoate in experimental models. UV/Vis absorption spectra indicate no significant absorption between 290 and 700 nm. Corresponding molar absorption coefficient is well below the benchmark of concern for phototoxicity and photoallergenicity, 1000 L·mol⁻¹·cm⁻¹ (Henry et al., 2009). Based on lack of absorbance, 3-methylbutyl 2-methylpropanoate does not present a concern for phototoxicity or photoallergenicity.

Additional References: None.

Literature search and risk assessment completed on: 08/25/16.

10.1.11. Local respiratory toxicity

The margin of exposure could not be calculated due to lack of appropriate data. The material, 3-methylbutyl 2-methylpropanoate, exposure level is below the Cramer Class I TTC value for inhalation exposure local effects.

10.1.12. Risk assessment

There are no inhalation data available on 3-methylbutyl 2-methylpropanoate. Based on the Creme RIFM model, the inhalation exposure is 0.0042 mg/day. This exposure is 333.3 times lower than the Cramer Class I TTC value of 1.4 mg/day (based on human lung weight of 650 g; Carthew et al., 2009); therefore, the exposure at the current level of use is deemed safe.

Additional References: None.

Literature search and risk assessment completed on: 07/08/2016.

10.2. Environmental endpoint summary

10.2.1. Screening-level assessment

A screening level risk assessment of 3-methylbutyl 2-methylpropanoate was performed following the RIFM Environmental Framework (Salvito et al., 2002) which provides for 3 levels of screening for aquatic risk. In Tier 1, only the material's volume of use in a region, its log K_{ow} and molecular weight are needed to estimate a conservative risk quotient (RQ; Predicted Environmental Concentration/Predicted No Effect Concentration or PEC/PNEC). In

	LC50 (Fish)	EC50 (Daphnia)	EC50 (Algae)	AF	PNEC	Chemical Class
RIFM Framework Screening Level (Tier 1)	<u>20.48 mg/L</u>			1,000,000	0.02048 μ g/L	

Tier 1, a general QSAR for fish toxicity is used with a high uncertainty factor as discussed in Salvito et al., 2002. At Tier 2, the model ECOSAR (providing chemical class specific ecotoxicity estimates) is used and a lower uncertainty factor is applied. Finally, if needed, at Tier 3, measured biodegradation and ecotoxicity data are used to refine the RQ (again, with lower uncertainty factors applied to calculate the PNEC). Provided in the table below are the data necessary to calculate both the PEC and the PNEC determined within this Safety Assessment. For the PEC, while the actual regional tonnage is not provided, the range from the most recent IFRA Volume of Use Survey is reported. The PEC is calculated based on the actual tonnage and not the extremes noted for the range. Following the RIFM Environmental Framework, 3-methylbutyl 2-methylpropanoate was identified as a fragrance material with no potential to present a possible risk to the aquatic environment (i.e., its screening level PEC/PNEC <1).

A screening-level hazard assessment using EPISUITE ver 4.1 did not identify 3-methylbutyl 2-methylpropanoate as either being possibly persistent nor bioaccumulative based on its structure and physical-chemical properties. This screening level hazard assessment is a weight of evidence review of a material's physical-chemical properties, available data on environmental fate (e.g., OECD Guideline biodegradation studies or die-away studies) and fish bioaccumulation, and review of model outputs (e.g., USEPA's

BIOWIN and BCFBAF found in EPISUITE ver.4.1). Specific key data on biodegradation and fate and bioaccumulation are reported below and summarized in the Environmental Safety Assessment section prior to Section I.

10.2.2. Risk assessment

Based on current Volume of Use (2011), 3-methylbutyl 2-methylpropanoate does not present a risk to the aquatic compartment in the screening level assessment.

10.2.3. Biodegradation

RIFM, 1994: The ready and ultimate biodegradability of the test material was evaluated using the sealed vessel test according to the OECD 301B method. Biodegradation of 89.4% was observed after 28 days.

10.2.4. Ecotoxicity

No data available.

10.2.5. Other available data

3-Methylbutyl 2-methylpropanoate has been pre-registered for REACH with no additional data at this time.

10.2.6. Risk assessment refinement

Ecotoxicological data and PNEC derivation (all endpoints reported in mg/L; PNECs in μ g/L).

Endpoints used to calculate PNEC are underlined.

Exposure information and PEC calculation (following RIFM Environmental Framework: Salvito et al., 2002.

Exposure	Europe (EU)	North America (NA)
Log K_{ow} used	3.17	3.17
Biodegradation Factor Used	0	0
Dilution Factor	3	3
Regional Volume of Use Tonnage Band	<1	<1
Risk Characterization: PEC/PNEC	<1	<1

Based on available data, the RQ for this material is < 1. No further assessment is necessary.

The RIFM PNEC is 0.02048 μ g/L. The revised PEC/PNECs for EU and NA: not applicable; cleared at screening level and therefore, does not present a risk to the aquatic environment at the current reported volumes of use.

Literature search and risk assessment completed on: 6/20/2016.

11. Literature search*

- **RIFM database:** Target, Fragrance Structure Activity Group materials, other references, JECFA, CIR, SIDS
- **ECHA:** <http://echa.europa.eu/>
- **NTP:** http://tools.niehs.nih.gov/ntp_tox/index.cfm
- **OECD Toolbox**
- **SciFinder:** <https://scifinder.cas.org/scifinder/view/scifinder/scifinderExplore.jsf>
- **PUBMED:** <http://www.ncbi.nlm.nih.gov/pubmed>
- **TOXNET:** <http://toxnet.nlm.nih.gov/>
- **IARC:** (<http://monographs.iarc.fr>)
- **OECD SIDS:** <http://www.chem.unep.ch/jirptc/sids/oecdsids/sidspub.html>
- **EPA Actor:** <http://actor.epa.gov/actor/faces/ACToRHome.jsp;jsessionid=0EF5C212B7906229F477472A9A4D05B7>
- **US EPA HPVIS:** <http://www.epa.gov/hpv/hpvis/index.html>
- **US EPA Robust Summary:** <http://cfpub.epa.gov/hpv-s/>
- **Japanese NITE:** <http://www.safe.nite.go.jp/english/db.html>
- **Japan Existing Chemical Data Base:** http://dra4.nihs.go.jp/mhlw_data/jsp/SearchPageENG.jsp
- **Google:** <https://www.google.com/webhp?tab=ww%26ei=KMSoUpiQK-arsQS324GwBg%26ved=0CBQQ1S4>

*Information sources outside of RIFM's database are noted as appropriate in the safety assessment. This is not an exhaustive list.

Appendix A. Supplementary data

Supplementary data related to this article can be found at <http://dx.doi.org/10.1016/j.fct.2017.04.029>.

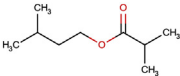
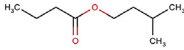
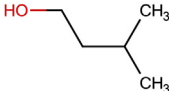
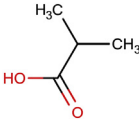
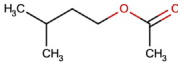
Transparency document

Transparency document related to this article can be found online at <http://dx.doi.org/10.1016/j.fct.2017.04.029>.

Appendix

Methods

- The identified read-across analogs were confirmed by using expert judgment.
- Tanimoto structure similarity scores were calculated using ECFC 6 fingerprints (Rogers and Hahn, 2010).
- The physicochemical properties of target and analogs were calculated using EPI Suite™ v4.11 developed by US EPA (USEPA, 2012).
- J_{\max} were calculated using RIFM skin absorption model (SAM), the parameters were calculated using consensus model (Shen et al., 2014).
- DNA binding, mutagenicity, genotoxicity alerts and oncologic classification were generated using OECD QSAR Toolbox (v3.4) (OECD, 2012).
- ER binding and repeat dose categorization were estimated using OECD QSAR Toolbox (v3.4) (OECD, 2012).
- Developmental toxicity and skin sensitization were estimated using CAESAR v.2.1.7 and 2.1.6 respectively (Cassano et al., 2010).
- Protein binding was estimated using OECD QSAR Toolbox (v3.4) (OECD, 2012).
- The major metabolites for the target and read-across analogs were determined and evaluated using OECD QSAR Toolbox (v3.4) (OECD, 2012).

	Target material	Read across material			
Principal Name	3-Methylbutyl 2-methylpropanoate	Isoamyl butyrate	Isoamyl alcohol	Isobutyric acid	Isoamyl acetate
CAS No.	2050-01-3	106-27-4	123-51-3	79-31-2	123-92-2
Structure					
Similarity (Tanimoto score)		0.65	NA ^a	NA ^a	0.84
Read across endpoint		• Genotoxicity	• Genotoxicity, • Repeated dose, • Developmental and reproductive	• Repeated dose, • Repeated developmental, reproductive	• Skin sensitization
Molecular Formula	C ₉ H ₁₈ O ₂	C ₉ H ₁₈ O ₂	C ₅ H ₁₂ O	C ₄ H ₈ O ₂	C ₇ H ₁₄ O ₂
Molecular Weight	158.24	158.24	88.15	88.11	130.19
Melting Point (°C, EPISUITE)	-43.28	-32.06	-61.49	-8.29	-56.05
Boiling Point (°C, EPISUITE)	165.67	178.41	123.17	153.79	134.87
Vapor Pressure (Pa @ 25 °C, EPISUITE)	224	135	512	436	756
Log Kow (KOWWIN v1.68 in EPISUITE)	3.17	3.25	1.16	0.94	2.25
Water Solubility (mg/L, @ 25 °C, WSKOW v1.42 in EPISUITE)	136.1	117.8	4.158e+004	167000	1100
J_{\max} (mg/cm ² /h, SAM)	11.93575	11.16992	1142.301	3228.89	55.89014
Henry's Law (Pa · m ³ /mol, Bond Method, EPISUITE)	9.73E+001	9.73E+001	1.34E+000	9.78E-002	5.52E+001
Genotoxicity					
DNA binding (OASIS v 1.1 QSAR Toolbox 3.4)	• No alert found	• No alert found	• No alert found		

(continued on next page)

(continued)

	Target material	Read across material		
DNA binding by OECD QSAR Toolbox (3.4)	• No alert found	• No alert found	• No alert found	• No alert found
Carcinogenicity (genotox and non-genotox) alerts (ISS)	• No alert found	• No alert found	• No alert found	• No alert found
DNA alerts for Ames, MN, CA by OASIS v 1.1	• No alert found	• No alert found	• No alert found	• No alert found
In-vitro Mutagenicity (Ames test) alerts by ISS	• No alert found	• No alert found	• No alert found	• No alert found
In-vivo mutagenicity (Micronucleus) alerts by ISS	• No alert found	• No alert found	• No alert found	• No alert found
Oncologic Classification	• Not classified	• Not classified	• Not classified	• Not classified
Repeated dose toxicity				
Repeated Dose (HESS)	• Not categorized			• Not categorized • Carboxylic acids (Hepatotoxicity) No rank
Reproductive and developmental toxicity				
ER Binding by OECD QSAR Tool Box (3.4)	• Non binder, non cyclic structure		• Non binder, non cyclic structure	• Non binder, non cyclic structure
Developmental Toxicity Model by CAESAR v2.1.6	• Toxicant (low reliability)		• Toxicant (good reliability)	• Toxicant (low reliability)
Sensitization				
Protein binding by OASIS v1.1	• No alert found			• No alert found
Protein binding by OECD	• No alert found			• No alert found
Protein binding potency	• Not possible to classify according to these rules (GSH)			• Not possible to classify according to these rules (GSH)
Protein binding alerts for skin sensitization by OASIS v1.1	• No alert found			• No alert found
Skin Sensitization model (CAESAR) (version 2.1.6)	• Sensitizer (good reliability)			• Sensitizer (good reliability)
Metabolism				
OECD QSAR Toolbox (3.4)	See Supplemental Data 1	See Supplemental Data 2	See Supplemental Data 3	No metabolism.
Rat liver S9 metabolism simulator	• 5 metabolites from Rat S9 simulator. • Aldehydes, esters, Schiff base formation.	• 8 metabolites from Rat S9 simulator. • Aldehydes, anionic surfactants, esters, Schiff base formation.	• 8 metabolites from Rat S9 simulator. • Aldehydes, Schiff base formation.	See Supplemental Data 4 • 5 metabolites from Rat S9 simulator. Aldehydes, esters, AN2, SN1, SN2, Schiff base formation.

^a Metabolites of the target.

Summary

There are insufficient toxicity data on 3-methylbutyl 2-methylpropanoate (CAS # 2050-01-3). Hence in-silico evaluation was conducted by determining suitable read across analogs for this material. Based on structural similarity, reactivity, metabolism data, physicochemical properties and expert judgment, suitable analogs Isoamyl butyrate (CAS # 106-27-4), Isoamyl alcohol (CAS # 123-51-3), Isobutyric acid (CAS # 79-31-2), and Isoamyl acetate (CAS # 123-92-2) were identified as read across materials with data for their respective toxicity endpoints.

Conclusion/Rationale

- Isoamyl butyrate (CAS # 106-27-4) could be used as structurally similar read across analogue for the target material 3-methylbutyl 2-methylpropanoate (CAS # 2050-01-3) for the genotoxicity toxicological endpoint.
 - o The target substance and the read across analogue are structurally similar and belong to the structural class of esters.
 - o The key difference between the target substance and the read across analogue is the alkane group on both the acid and alcohol portion of the molecules. The differences in structure between the target substance and the read across analogue do not raise additional structural alerts so the structural differences are not relevant from a toxicological endpoint perspective.

- o The target substance and the read across analogue have a Tanimoto score as mentioned in the above table. The Tanimoto score is mainly driven by the branched alkane chain fragment on the acid portion. The differences in the structure which are responsible for Tanimoto score <1 are not relevant from a toxic endpoint perspective.
- o The target substance and the read across analogue have similar physical chemical properties. Any differences in the physical chemical properties of the target substance and the read across analogue are estimated to be toxicologically insignificant for the genotoxicity endpoint.
- o According to the QSAR OECD Toolbox (V3.4), structural alerts for the genotoxicity endpoint are consistent between the target substance and the read across analogue as seen in the table above.
- o The target substance and the read across analogue are expected to be metabolized similarly as shown by the metabolism simulator.
- o The structural alerts for mutagenicity and clastogenicity endpoints are consistent between the metabolites of the read across analogue and the target substance.
- o The structural differences between the target substance and the read across analogue are deemed to be toxicologically insignificant.
- Metabolism

The target substance 3-methylbutyl 2-methylpropanoate (CAS # 2050-01-3) metabolically hydrolyzes to isoamyl alcohol (CAS #

123-51-3) and Isobutyric acid (CAS # 79-31-2) as described under Human health end point repeated dose toxicity section. In addition, metabolism of the read across materials isoamyl alcohol (CAS #123-51-3) and isobutyric acid (CAS #79-31-2) was predicted using the rat liver S9 Metabolism Simulator (OECD QSAR Toolbox v3.4) (see table above). 3-Methylbutyl 2-methylpropanoate (CAS #2050-01-3) is predicted to be metabolized to isoamyl alcohol and isobutyric acid in the first step with 0.95 pre-calculated probability. Hence isoamyl alcohol and isobutyric acid could be used as read across for 3-methylbutyl 2-methylpropanoate. Isoamyl alcohol and isobutyric acid were out of domain for *in vivo* and *in vitro* rat S9 simulator (OASIS TIMES v2.27.19). However, based on expert judgement, the model's domain exclusion was overridden and a justification is provided.

- Isoamyl alcohol (CAS # 123-51-3) and isobutyric acid (CAS # 79-31-2) are used as structurally similar read across analogs for 3-methylbutyl 2-methylpropanoate (CAS # 2050-01-3) for the genotoxicity, repeated dose, developmental, and reproductive toxicological endpoints.
 - o The read across materials are major metabolites of the target substance.
 - o The target substance is an ester formed by the read across analogue alcohol and read across analogue acid.
 - o The structural difference in the target substance and the read across analogs can be mitigated by the fact that the target could be metabolically hydrolyzed to read across analogs used here. Therefore toxicity profile of the target is expected to be that of metabolites.
 - o The target substance and the read across analogue have different physical chemical properties. The physical chemical properties mainly affect the absorption of the target substance through skin or cell membrane. The read across analogs used here are metabolites of the target substance and will only be produced post absorption of the target substance. So any differences in the physical chemical properties of the target substance and the read across analogue are deemed to be toxicologically insignificant for the genotoxicity, repeated dose, developmental, and reproductive toxicological endpoints.
 - o OECD Toolbox (V3.4) shows Repeated dose (HESS) categorization alert for Isobutyric acid, an alert not seen for the target. This alert shows that read across may have increased *in vivo* reactivity and so could be utilized as read across for the said target.
- Isoamyl acetate (CAS # 123-92-2) could be used as structurally similar read across analogue for the target material methylbutyl 2-methylpropanoate (CAS # 2050-01-3) for the skin sensitization endpoint.
 - o The target substance and the read across analogue are structurally similar and belong to the structural class of esters.
 - o The key difference between the target substance and the read across analogue is the alkane group on both the acid and alcohol portion of the molecules. The differences in structure between the target substance and the read across analogue do not raise additional structural alerts so the structural differences are not relevant from a toxicological endpoint perspective.
 - o The target substance and the read across analogue have a Tanimoto score as mentioned in the above table. The Tanimoto score is mainly driven by the branched alkane chain fragment on acid portion. The differences in the structure which are responsible for Tanimoto score <1 are not relevant from a toxic endpoint perspective.

- o The target substance and the read across analogue have similar physical chemical properties. Any differences in the physical chemical properties of the target substance and the read across analogue are estimated to be toxicologically insignificant for the skin sensitization endpoint.
- o According to the QSAR OECD Toolbox (V3.4), structural alerts for skin sensitization endpoint are consistent between the target substance and the read across analogue as seen in the table above.
- o The target substance and the read across analogue are expected to be metabolized similarly as shown by the metabolism simulator.
- o The structural alerts for skin sensitization endpoint are consistent between the metabolites of the read across analogue and the target substance.
- o The structural differences between the target substance and the read across analogue are deemed to be toxicologically insignificant.

References

- Api, A.M., Belsito, D., Bruze, M., Cadby, P., Calow, P., Dagli, M.L., Dekant, W., Ellis, G., Fryer, A.D., Fukayama, M., Griem, P., Hickey, C., Kromidas, L., Lalko, J.F., Liebler, D.C., Miyachi, Y., Politano, V.T., Renkers, K., Ritacco, G., Salvito, D., Schultz, T.W., Sipes, I.G., Smith, B., Vitale, D., Wilcox, D.K., 2015. Criteria for the research institute for fragrance materials, inc. (RIFM) safety evaluation process for fragrance ingredients. *Food Chem. Toxicol.* 82, S1–S19.
- Ballantyne, B., Tyler, T.R., Auletta, C.S., 1986. The sensitizing potential of primary amyl acetate in the Guinea pig. *Veterinary Hum. Toxicol.* 28 (3), 213–215.
- Carpanini, F.M.B., Gaunt, I.F., Kiss, I.S., Grasso, P., Gangolli, S.D., 1973. Short-term toxicity of isoamyl alcohol in rats. *Food Cosmet. Toxicol.* 11 (5), 713–724.
- Carthew, P., Clapp, C., Gutsell, S., 2009. Exposure based waiving: the application of the toxicological threshold of concern (TTC) to inhalation exposure for aerosol ingredients in consumer products. *Food Chem. Toxicol.* 47 (6), 1287–1295.
- Cassano, A., Manganaro, A., Martin, T., Young, D., Piclin, N., Pintore, M., Bigoni, D., Benfenati, E., 2010. CAESAR models for developmental toxicity. *Chem. Central J.* 4 (Suppl. 1), S4.
- Comiskey, D., Api, A.M., Barratt, C., Daly, E.J., Ellis, G., McNamara, C., O'Mahony, C., Robison, S.H., Safford, B., Smith, B., Tozer, S., 2015. Novel database for exposure to fragrance ingredients in cosmetics and personal care products. *Regul. Toxicol. Pharmacol.* 72 (3), 660–672.
- ECHA REACH Dossier: 3-methylbutan-1-ol: <https://echa.europa.eu/home>.
- Essential Estimation Programs Interface (EPI) Suite™ (version 4.1) [Software]. (Copyright 2000–2011). US Environmental protection agency's office of pollution prevention and toxics and syracuse research corporation. Retrieved from <http://www.epa.gov/opptintr/exposure/pubs/episuite.htm> Research, vol. 20(6), 482–487.
- Henry, B., Foti, C., Alsante, K., 2009. Can light absorption and photostability data be used to assess the photosafety risks in patients for a new drug molecule? *J. Photochem. Photobiol. B Biol.* 96 (1), 57–62.
- IFRA (International Fragrance Association), 2011. Volume of Use Survey, February 2011.
- Ishidate Jr., M., Sofuni, T., Yoshikawa, K., Hayashi, M., Nohmi, T., Sawada, M., Matsuoka, A., 1984. Primary mutagenicity screening of food additives currently used in Japan. *Food Chem. Toxicol.* 22 (8), 623–636.
- Klecak, G., 1979. The open epicutaneous test (OET), a predictive test procedure in the Guinea pig for estimation of allergenic properties of simple chemical compounds, their mixtures and of finished cosmetic preparations. *Int. Fed. Soc. Cosmet. Chem.* 9, 18–79.
- Klecak, G., 1985. The freund's complete adjuvant test and the open epicutaneous test. In: *problems in Dermatology*. In: current Problems in Dermatology, 14, 152–171.
- Kuroda, K., Tanaka, S., Yu, Y.S., Ishibashi, T., 1984. Rec-assay of food additives. *Nippon. Kosnu Eisei Zasshi* 31 (6), 277–281.
- OECD, 2012. The OECD QSAR Toolbox, V. 3.4. <http://www.qsartoolbox.org/>.
- RIFM (Research Institute for Fragrance Materials, Inc), 1973. Report on Human Maximization Studies. Report to RIFM. RIFM report number 1802 (RIFM, Woodcliff Lake, NJ, USA.).
- RIFM (Research Institute for Fragrance Materials, Inc), 1987. Report on Human Repeated Insult Patch Test. Report to RIFM. RIFM report number 7973 (RIFM, Woodcliff Lake, NJ, USA.).
- RIFM (Research Institute for Fragrance Materials, Inc), 1990a. Prenatal Toxicity of Isoamyl Alcohol in Wistar Rats after Inhalation. Unpublished report from BASF. RIFM report number 55360 (RIFM, Woodcliff Lake, NJ, USA.).
- RIFM (Research Institute for Fragrance Materials, Inc), 1990b. Prenatal Toxicity of Isoamyl Alcohol in Rabbits after Inhalation. Unpublished report from BASF. RIFM report number 55361 (RIFM, Woodcliff Lake, NJ, USA.).

- RIFM (Research Institute for Fragrance Materials, Inc), 1991. Study on the Oral Toxicity of Isoamyl Alcohol in Rats. Unpublished report from BASF. RIFM report number 55354 (RIFM, Woodcliff Lake, NJ, USA.).
- RIFM (Research Institute for Fragrance Materials, Inc), 1992. Toxicity Studies on Formic Acid (64-18-6) Administered by Inhalation to F344/N Rats and B6C3F1 Mice. NTP-tox 19. Unpublished report from NTP (National Toxicology Program). RIFM report number 17366 (RIFM, Woodcliff Lake, NJ, USA.).
- RIFM (Research Institute for Fragrance Materials, Inc), 1994. The Biodegradability of Perfume Ingredients in the Sealed Vessel Test. Unpublished report from Quest International. RIFM report number 49706 (RIFM, Woodcliff Lake, NJ, USA.).
- RIFM (Research Institute for Fragrance Materials, Inc), 2007. Micronucleus Assay in Bone Marrow Cells of the Mouse with Isoamyl Alcohol. RIFM report number 54623 (RIFM, Woodcliff Lake, NJ, USA.).
- RIFM (Research Institute for Fragrance Materials, Inc), 2013. Report on the Testing of 3-methylbutyl 2-methylpropanoate in the BlueScreen HC Assay (-/+ S9 Metabolic Activation). RIFM report number 66186 (RIFM, Woodcliff Lake, NJ, USA.).
- RIFM (Research Institute for Fragrance Materials, Inc), 2015. Isoamyl Butyrate: Salmonella typhimurium and Escherichia coli Reverse Mutation Assay. Unpublished report from Symrise. RIFM report number 69744 (RIFM, Woodcliff Lake, NJ, USA.).
- RIFM (Research Institute for Fragrance Materials), 2016. Use Level Survey, March, 2016.
- Roberts, D.W., Patlewicz, G., Kern, P.S., Gerberick, F., Kimber, I., Dearman, R.J., Ryan, C.A., Basketter, D.A., Aptula, A.O., 2007. Mechanistic applicability domain classification of a local lymph node assay dataset for skin sensitization. *Chem. Res. Toxicol.* 20 (7), 1019–1030.
- Rogers, D., Hahn, M., 2010. Extended-connectivity fingerprints. *J. Chem. Inf. Model.* 50 (5), 742–754.
- Safford, B., Api, A.M., Barratt, C., Comiskey, D., Daly, E.J., Ellis, G., McNamara, C., O'Mahony, C., Robison, S., Smith, B., Thomas, R., Tozer, S., 2015. Use of an aggregate exposure model to estimate consumer exposure to fragrance ingredients in personal care and cosmetic products. *Regul. Toxicol. Pharmacol.* 72, 673–682.
- Salvito, D.T., Senna, R.J., Federle, T.W., 2002. A Framework for prioritizing fragrance materials for aquatic risk assessment. *Environ. Toxicol. Chem.* 21 (6), 1301–1308.
- Schilling, K., Kayser, M., Deckardt, K., Kuttler, K., Klimisch, H.J., 1997. Subchronic toxicity studies of 3-methyl-1-butanol and 2-methyl-1-propanol in rats. *Hum. Exp. Toxicol.* 16 (12), 722–726.
- Shen, J., Kromidas, L., Schultz, T., Bhatia, S., 2014. An in silico skin absorption model for fragrance materials. *Food Chem. Toxicol.* 74 (12), 164–176.
- USEPA, 2012. Estimation Programs Interface Suite™ for Microsoft® Windows, V. 4.11. United States Environmental Protection Agency, Washington, DC, USA.